











CONCRETE PRODUCTS COLOR CARD


























Color Cards

 <p>100 Light Buff (cp) 2 LB PER 100 LB OF CEMENT</p>	 <p>100 Light Buff (cp) 4.5 LB PER 100 LB OF CEMENT</p>	 <p>115 Yellow (cp) 1 LB PER 100 LB OF WHITE CEMENT</p>	 <p>115 Yellow (cp) 1 LB PER 100 LB OF CEMENT</p>	 <p>115 Yellow (cp) 2 LB PER 100 LB OF CEMENT</p>
 <p>115 Yellow (cp) 4.5 LB PER 100 LB OF CEMENT</p>	 <p>125 Olive Buff (cp) 2 LB PER 100 LB OF CEMENT</p>	 <p>125 Olive Buff (cp) 4.5 LB PER 100 LB OF CEMENT</p>	 <p>140 Red (cp) 2 LB PER 100 LB OF CEMENT</p>	 <p>140 Red (cp) 4.5 LB PER 100 LB OF CEMENT</p>
 <p>200 Dark Buff (cp) 2 LB PER 100 LB OF CEMENT</p>	 <p>200 Dark Buff (cp) 4.5 LB PER 100 LB OF CEMENT</p>	 <p>238 Buff (cp) 1 LB PER 100 LB OF WHITE CEMENT</p>	 <p>238 Buff (cp) 1 LB PER 100 LB OF CEMENT</p>	 <p>238 Buff (cp) 2 LB PER 100 LB OF CEMENT</p>
 <p>238 Buff (cp) 4.5 LB PER 100 LB OF CEMENT</p>	 <p>242 Copper (cp) 1 LB PER 100 LB OF WHITE CEMENT</p>	 <p>242 Copper (cp) 1 LB PER 100 LB OF CEMENT</p>	 <p>242 Copper (cp) 2 LB PER 100 LB OF CEMENT</p>	 <p>242 Copper (cp) 4.5 LB PER 100 LB OF CEMENT</p>
 <p>250 Copper Tan (cp) 2 LB PER 100 LB OF CEMENT</p>	 <p>250 Copper Tan (cp) 4.5 LB PER 100 LB OF CEMENT</p>	 <p>253 Copper (cp) 1 LB PER 100 LB OF WHITE CEMENT</p>	 <p>253 Copper (cp) 1 LB PER 100 LB OF CEMENT</p>	 <p>253 Copper (cp) 2 LB PER 100 LB OF CEMENT</p>





















 253 Copper (cp) 4.5 LB PER 100 LB OF CEMENT	 275 Sand Tan (cp) 2 LB PER 100 LB OF CEMENT	 275 Sand Tan (cp) 4.5 LB PER 100 LB OF CEMENT	 288 Buff (cp) 2 LB PER 100 LB OF CEMENT	 288 Buff (cp) 4.5 LB PER 100 LB OF CEMENT
 300 Light Brown (cp) 2 LB PER 100 LB OF CEMENT	 300 Light Brown (cp) 4.5 LB PER 100 LB OF CEMENT	 306 Brown (cp) 1 LB PER 100 LB OF WHITE CEMENT	 306 Black (cp) 1 LB PER 100 LB OF CEMENT	 306 Brown (cp) 2 LB PER 100 LB OF CEMENT
 306 Brown (cp) 4.5 LB PER 100 LB OF CEMENT	 325 Golden Brown (cp) 2 LB PER 100 LB OF CEMENT	 325 Golden Brown (cp) 4.5 LB PER 100 LB OF CEMENT	 336 Brown (cp) 1 LB PER 100 LB OF WHITE CEMENT	 336 Brown (cp) 1 LB PER 100 LB OF CEMENT
 336 Brown (cp) 2 LB PER 100 LB OF CEMENT	 336 Brown (cp) 4.5 LB PER 100 LB OF CEMENT	 338 Brown (cp) 1 LB PER 100 LB OF WHITE CEMENT	 338 Brown (cp) 1 LB PER 100 LB OF CEMENT	 338 Brown (cp) 2 LB PER 100 LB OF CEMENT
 338 Brown (cp) 4.5 LB PER 100 LB OF CEMENT	 366 Utility Red (cp) 1 LB PER 100 LB OF CEMENT	 366 Utility Red (cp) 2 LB PER 100 LB OF CEMENT	 366 Utility Red (cp) 4.5 LB PER 100 LB OF CEMENT	 370 Deep Brown (cp) 2 LB PER 100 LB OF CEMENT
 370 Deep Brown (cp) 4.5 LB PER 100 LB OF CEMENT	 385 Brown (cp) 1 LB PER 100 LB OF WHITE CEMENT	 385 Brown (cp) 1 LB PER 100 LB OF CEMENT	 385 Brown (cp) 2 LB PER 100 LB OF CEMENT	 385 Brown (cp) 4.5 LB PER 100 LB OF CEMENT



 400 Red (cp) 2 LB PER 100 LB OF CEMENT	 400 Red (cp) 4.5 LB PER 100 LB OF CEMENT	 413 Red (cp) 1 LB PER 100 LB OF WHITE CEMENT	 413 Red (cp) 1 LB PER 100 LB OF CEMENT	 413 Red (cp) 2 LB PER 100 LB OF CEMENT
 413 Red (cp) 4.5 LB PER 100 LB OF CEMENT	 415 Red (cp) 1 LB PER 100 LB OF WHITE CEMENT	 415 Red (cp) 1 LB PER 100 LB OF CEMENT	 415 Red (cp) 2 LB PER 100 LB OF CEMENT	 415 Red (cp) 4.5 LB PER 100 LB OF CEMENT
 417 Red (cp) 1 LB PER 100 LB OF WHITE CEMENT	 417 Red (cp) 2 LB PER 100 LB OF CEMENT	 417 Red (cp) 4.5 LB PER 100 LB OF CEMENT	 420 Dark Red (cp) 2 LB PER 100 LB OF CEMENT	 420 Dark Red (cp) 4.5 LB PER 100 LB OF CEMENT
 440 Deep Red 9cp) 2 LB PER 100 LB OF CEMENT	 440 Deep Brown (cp) 4.5 LB PER 100 LB OF CEMENT	 489 Maroon Red (cp) 1 LB PER 100 LB OF WHITE CEMENT	 489 Maroon Red (cp) 1 LB PER 100 LB OF CEMENT	 489 Maroon Red (cp) 2 LB PER 100 LB OF CEMENT
 489 Maroon Red (cp) 4.5 LB PER 100 LB OF CEMENT	 500 Green (cp) 1 LB PER 100 LB OF WHITE CEMENT	 500 Green (cp) 1 LB PER 100 LB OF CEMENT	 500 Green (cp) 2 LB PER 100 LB OF CEMENT	 500 Green (cp) 4.5 LB PER 100 LB OF CEMENT



 66 Cobalt Blue (cp) 1 LB PER 100 LB OF WHITE CEMENT	 66 Cobalt Blue (cp) 1 LB PER 100 LB OF CEMENT	 66 Cobalt Blue (cp) 2 LB PER 100 LB OF CEMENT	 66 Cobalt Blue (cp) 4.5 LB PER 100 LB OF CEMENT	 700 Orange (cp) 2 LB PER 100 LB OF CEMENT
 700 Orange (cp) 4.5 LB PER 100 LB OF CEMENT	 75 Mowhawk Orange (cp) 4.5 LB PER 100 LB OF CEMENT	 750 Goldenrod (cp) 1 LB PER 100 LB OF WHITE CEMENT	 750 Goldenrod (cp) 1 LB PER 100 LB OF CEMENT	 750 Goldenrod (cp) 2 LB PER 100 LB OF CEMENT
 750 Goldenrod (cp) 4.5 LB PER 100 LB OF CEMENT	 775 Mowhawk Orange (cp) 1 LB PER 100 LB OF WHITE CEMENT	 775 Mowhawk Orange (cp) 1 LB PER 100 LB OF CEMENT	 775 Mowhawk Orange (cp) 2 LB PER 100 LB OF CEMENT	 920 Black (cp) 1 LB PER 100 LB OF WHITE CEMENT
 920 Black (cp) 1 LB PER 100 LB OF CEMENT	 920 Black (cp) 2 LB PER 100 LB OF CEMENT	 920 Black (cp) 4.5 LB PER 100 LB OF CEMENT		